


T775A,B ELECTRONIC REMOTE TEMPERATURE CONTROLLER



T775

THE T775 FAMILY OF ELECTRONIC REMOTE TEMPERATURE CONTROLLERS PROVIDES ON/OFF TEMPERATURE CONTROL FOR DUCTS, TANKS, CHILLERS, HEATING AND REFRIGERATION UNITS, AND OTHER APPLICATIONS WHERE ELECTRONIC ACCURACY IN ADDITION TO REMOTE SENSING IS DESIRED.

- T775A models provide staged on/off control with 1 temperature input and 1 to 4 relay output stages.
- T775B models provide staged on/off control with 2 temperature inputs and 2 to 4 relay output stages.
- Wide set point temperature range.
- Wide ambient temperature range.
- Linear platinum temperature sensor.
- Adjustable temperature range, differential, and interstage.
- LCD Indication for mode and output status.
- Keypad provides ease of programming and operation.

cl

SPECIFICATIONS

Models: The T775 family of electronic remote temperature controls provides on/off temperature control for ducts, tanks, chillers, heating and refrigeration units, and other applications where electronic accuracy in addition to remote sensing is desired.

T775A: Staged on/off control with 1 temperature input and 1 to 4 relay output stages.

T775B: Staged on/off control with 2 temperature inputs and 2 to 4 relay output stages.

SENSOR: Positive coefficient platinum type, 1000 ft. maximum distance between sensor and solid state controller. 193987GA included with controller.

TEMPERATURE ACCURACY: +/- 1°F.

DISPLAY RESOLUTION: Sensed temperature and other operating parameters are displayed via a liquid crystal display (LCD) with a resolution of 1° F or 1° C.

SET POINT ADJUSTMENT RANGE: -20 to 240°F [-29 to 116°C].

OPERATING AMBIENT TEMPERATURE:

CONTROLLER:

1 or P-stage models: -40 to 140° F [-40 to 60° C].

3 or 4-stage models: -40 to 125° F [-40 to 54° C].

SENSOR: -20 to 240°F [-29 to 116°C].

DISPLAY: -30 to -140°F [-34 to 60°C].

SWITCHING DIFFERENTIAL: Adjustable 1 to 35° F or C.

INTERSTAGE DIFFERENTIAL: Adjustable 0 to 35° F or C.

OPERATING HUMIDITY: 5 - 95 % RH Noncondensing.

APPROVALS: Underwriters Laboratories Inc. and Canadian Standards Association listings pending.

MOUNTING: Mounts on any suitable horizontal or vertical surface (see Fig. 2 for mounting hole locations).

ACCESSORIES:

C7100C - Duct Mount Averaging Sensor

C7130A - Wall Mount Sensor

107324A - Bulb Holder, duct insertion

121371A - Copper Immersion Well

121371 E - Stainless Steel Well

107408 - Heat Conduction Compound, 4 oz.

MODEL NUMBER	NUMBER OF INPUTS	NUMBER OF RELAY OUTPUTS
T775A1001	1	1
T775A1019	1	2
T775A1027	1	3
T775A1035	1	4
<hr/>		
T775B1000	2	2
T775B1018	2	3
T775B1026	2	4

ELECTRICAL RATINGS:

Power consumption:

For 1 and 2 stage devices

8 VA max. at 60 Hz

10 VA max at 50 Hz

For 3 and 4 stage devices

13 VA max. at 60 Hz

20 VA max. at 50 Hz

CONTACT RATINGS:

- 1/2 HP; 9.8 FLA 58.8 LRA @ 120 Vac
- 1/2 HP; 4.9 FLA 29.4 LRA @ 240 Vac
- 125 VA pilot duty at 120/240 Vac
- 1 OA @ 24 Vac (resistive)

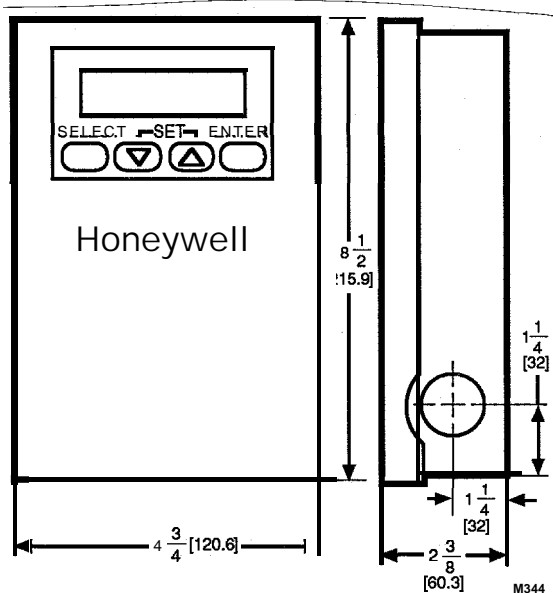


Fig. 1-APPROXIMATE DIMENSIONS IN in. [mm in brackets] OF 1775.

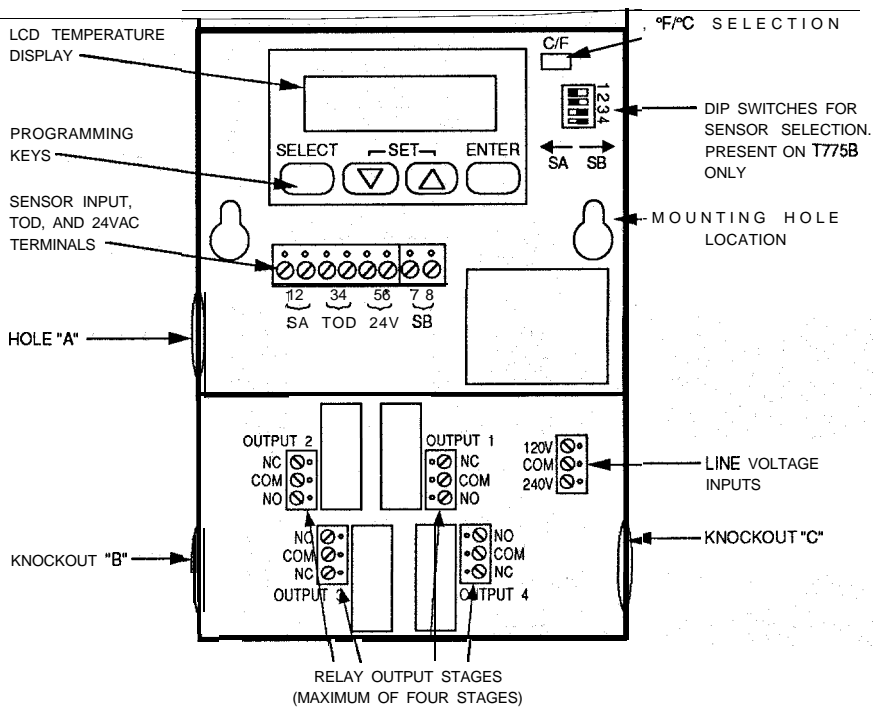


Fig. 2-FEATURE LOCATIONS.